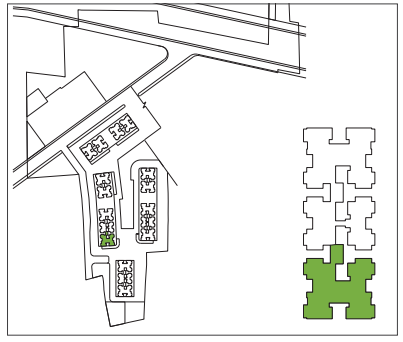


BUILDING : 6 - WING 'A'

UNIT TYPE : 2 BEDROOM UNIT & 3 BEDROOM TYPE 2
FIRST FLOOR PLAN



NOT TO SCALE
ALL DIMENSIONS ARE IN METERS



AREA CHART

Flat no.	AREAS AS PER RERA		
	Carpet Area Sq. Mt.	Exclusive Area Sq. Mt.	Flat Area Sq. Mt.
1	40.80	18.95	59.75
2	67.72	21.09	88.81
3	67.72	21.09	88.81
4	40.80	18.95	59.75

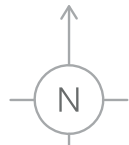
REFUGE FLOOR - 6TH, 11TH & 16TH FLOOR

1 Sq Mt = 10.764 Sq Ft
1 Mt = 3.281 Ft

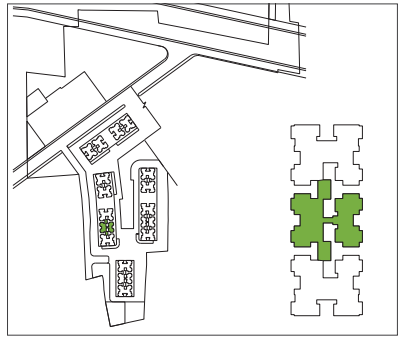
"THE FURNITURE, ACCESSORIES, PAINTINGS, ITEMS, ELECTRONIC GOODS, ADDITIONAL FITTINGS/FIXTURES, DECORATIVE ITEMS, FALSE CEILING INCLUDING FINISHING MATERIALS, SPECIFICATIONS, SHADES, SIZES AND COLOUR OF THE TILES ETC. SHOWN IN THE IMAGE ARE ONLY INDICATIVE IN NATURE AND ARE ONLY FOR THE PURPOSE OF ILLUSTRATING/INDICATING A POSSIBLE LAYOUT AND DO NOT FORM PART OF THE STANDARD SPECIFICATIONS/AMENITIES / SERVICES TO BE PROVIDED IN THE FLAT."

BUILDING : 6 - WING 'B'

UNIT TYPE : 2 BEDROOM UNIT
FIRST FLOOR PLAN



NOT TO SCALE
ALL DIMENSIONS ARE IN METERS



AREA CHART

Flat no.	AREAS AS PER RERA		
	Carpet Area Sq. Mt.	Exclusive Area Sq. Mt.	Flat Area Sq. Mt.
1	45.14	14.77	59.91
2	45.14	14.77	59.91
3	45.14	14.77	59.91
4	45.14	14.77	59.91

REFUGE FLOOR - 6TH, 11TH & 16TH FLOOR

1 Sq Mt = 10.764 Sq Ft
1 Mt = 3.281 Ft

"THE FURNITURE, ACCESSORIES, PAINTINGS, ITEMS, ELECTRONIC GOODS, ADDITIONAL FITTINGS/FIXTURES, DECORATIVE ITEMS, FALSE CEILING INCLUDING FINISHING MATERIALS, SPECIFICATIONS, SHADES, SIZES AND COLOUR OF THE TILES ETC. SHOWN IN THE IMAGE ARE ONLY INDICATIVE IN NATURE AND ARE ONLY FOR THE PURPOSE OF ILLUSTRATING/INDICATING A POSSIBLE LAYOUT AND DO NOT FORM PART OF THE STANDARD SPECIFICATIONS/AMENITIES / SERVICES TO BE PROVIDED IN THE FLAT."

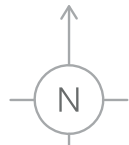
BUILDING : 6 - WING 'C'

UNIT TYPE : 2 BEDROOM UNIT & 3 BEDROOM TYPE 2
FIRST FLOOR PLAN



CITYSCAPE FACING

GARDEN FACING



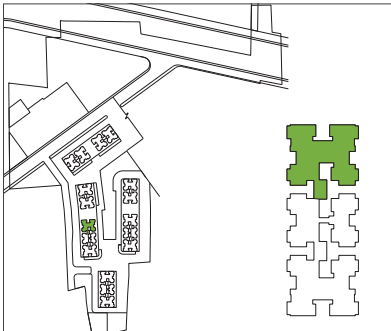
NOT TO SCALE
ALL DIMENSIONS ARE IN METERS

AREA CHART

Flat no.	AREAS AS PER RERA		
	Carpet Area Sq. Mt.	Exclusive Area Sq. Mt.	Flat Area Sq. Mt.
1	67.72	21.09	88.81
2	40.80	18.95	59.75
3	40.80	18.95	59.75
4	67.72	21.09	88.81

REFUGE FLOOR - 6TH, 11TH & 16TH FLOOR

1 Sq Mt = 10.764 Sq Ft
1 Mt = 3.281 Ft

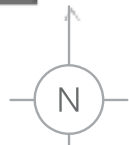


BUILDING : 6 - WING 'A'

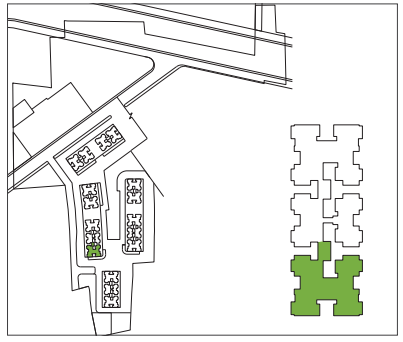
UNIT TYPE : 2 BEDROOM UNIT & 3 BEDROOM TYPE 2
TYPICAL EVEN (2,4,6,8,10,12,14,16TH)

GODREJ GREENS

UNDRI, PUNE



NOT TO SCALE
ALL DIMENSIONS ARE IN METERS



AREA CHART

Flat no.	AREAS AS PER RERA		
	Carpet Area Sq. Mt.	Exclusive Area Sq. Mt.	Flat Area Sq. Mt.
1	41.46	12.27	53.73
2	71.7	13.60	85.3
3	71.7	13.60	85.3
4	41.46	12.27	53.73

REFUGE FLOOR - 6TH, 11TH & 16TH FLOOR

1 Sq Mt = 10.764 Sq Ft
1 Mt = 3.281 Ft



THE FURNITURE, ACCESSORIES, PAINTINGS, ITEMS, ELECTRONIC GOODS, ADDITIONAL FITTINGS/FIXTURES, DECORATIVE ITEMS, FALSE CEILING INCLUDING FINISHING MATERIALS, SPECIFICATIONS, SHADES, SIZES AND COLOUR OF THE TILES ETC. SHOWN IN THE IMAGE ARE ONLY INDICATIVE IN NATURE AND ARE ONLY FOR THE PURPOSE OF ILLUSTRATING/INDICATING A POSSIBLE LAYOUT AND DO NOT FORM PART OF THE STANDARD SPECIFICATIONS/AMENITIES / SERVICES TO BE PROVIDED IN THE FLAT.

BUILDING : 6 - WING 'B'

UNIT TYPE : 2 BEDROOM UNIT

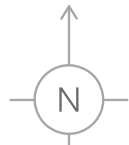
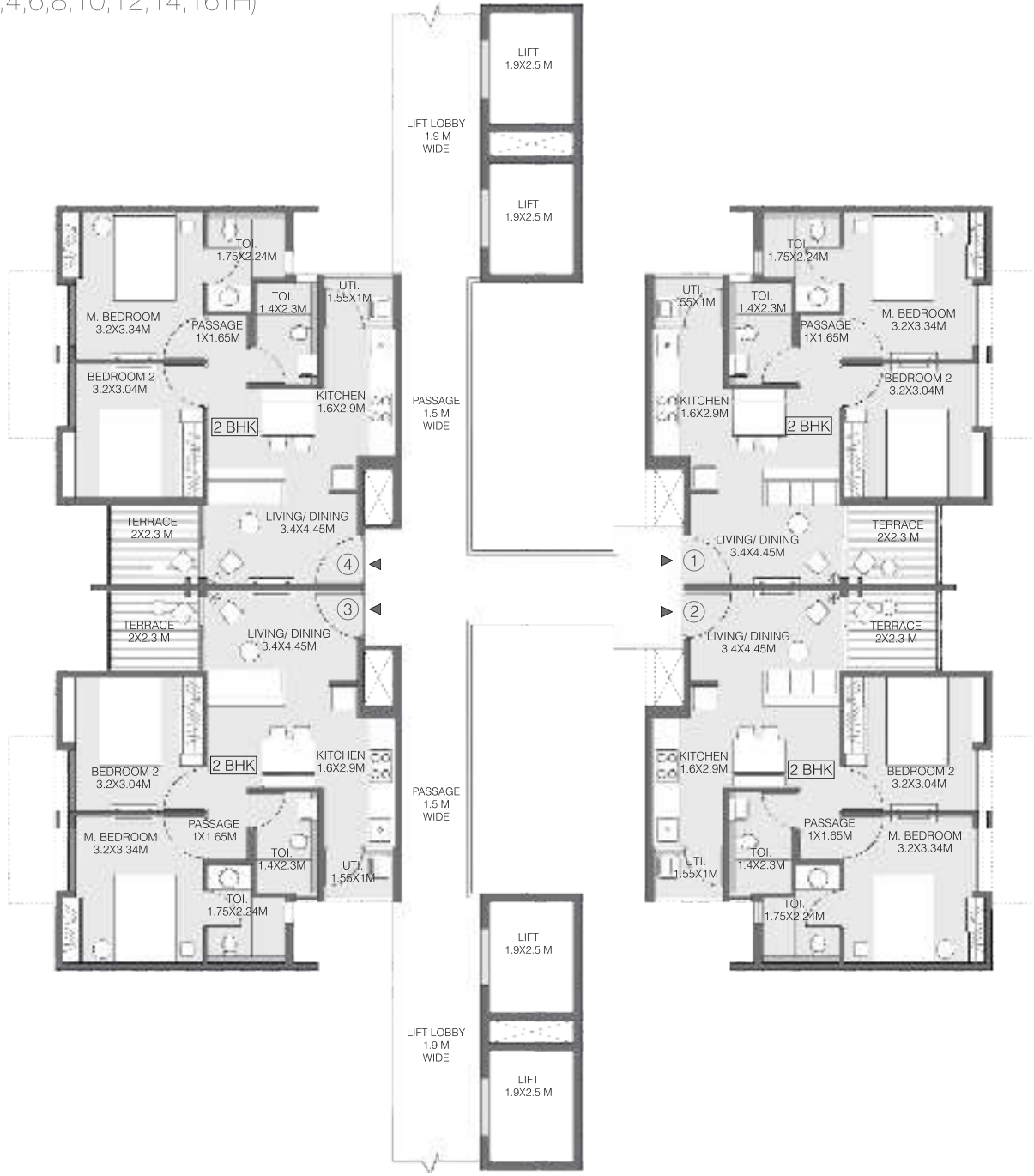
TYPICAL EVEN (2,4,6,8,10,12,14,16TH)

GODREJ GREENS

UNDRI, PUNE

CITYSCAPE FACING

GARDEN FACING



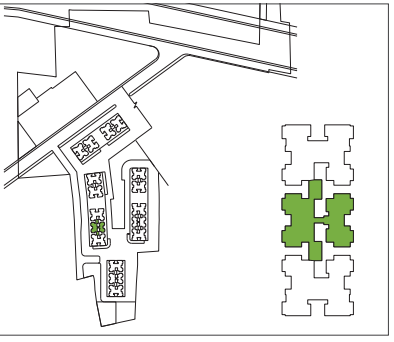
NOT TO SCALE
ALL DIMENSIONS ARE IN METERS

AREA CHART

Flat no.	AREAS AS PER RERA		
	Carpet Area Sq. Mt.	Exclusive Area Sq. Mt.	Flat Area Sq. Mt.
1	41.46	12.27	53.73
2	41.46	12.27	53.73
3	41.46	12.27	53.73
4	41.46	12.27	53.73

REFUGE FLOOR - 6TH, 11TH & 16TH FLOOR

1 Sq Mt = 10.764 Sq Ft
1 Mt = 3.281 Ft



"THE FURNITURE, ACCESSORIES, PAINTINGS, ITEMS, ELECTRONIC GOODS, ADDITIONAL FITTINGS/FIXTURES, DECORATIVE ITEMS, FALSE CEILING INCLUDING FINISHING MATERIALS, SPECIFICATIONS, SHADES, SIZES AND COLOUR OF THE TILES ETC. SHOWN IN THE IMAGE ARE ONLY INDICATIVE IN NATURE AND ARE ONLY FOR THE PURPOSE OF ILLUSTRATING/INDICATING A POSSIBLE LAYOUT AND DO NOT FORM PART OF THE STANDARD SPECIFICATIONS/AMENITIES / SERVICES TO BE PROVIDED IN THE FLAT."

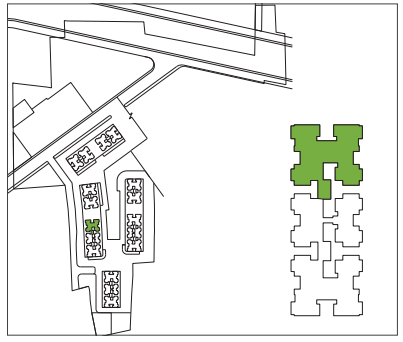
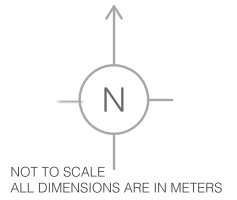
BUILDING : 6 - WING 'C'

UNIT TYPE : 2 BEDROOM UNIT & 3 BEDROOM TYPE 2

TYPICAL EVEN (2,4,6,8,10,12,14,16TH)



AREA CHART



Flat no.	AREAS AS PER RERA		
	Carpet Area Sq. Mt.	Exclusive Area Sq. Mt.	Flat Area Sq. Mt.
1	71.7	13.60	85.3
2	41.46	12.27	53.73
3	41.46	12.27	53.73
4	71.7	13.60	85.3

REFUGE FLOOR - 6TH, 11TH & 16TH FLOOR

1 Sq Mt = 10.764 Sq Ft
1 Mt = 3.281 Ft

"THE FURNITURE, ACCESSORIES, PAINTINGS, ITEMS, ELECTRONIC GOODS, ADDITIONAL FITTINGS/FIXTURES, DECORATIVE ITEMS, FALSE CEILING INCLUDING FINISHING MATERIALS, SPECIFICATIONS, SHADES, SIZES AND COLOUR OF THE TILES ETC. SHOWN IN THE IMAGE ARE ONLY INDICATIVE IN NATURE AND ARE ONLY FOR THE PURPOSE OF ILLUSTRATING/INDICATING A POSSIBLE LAYOUT AND DO NOT FORM PART OF THE STANDARD SPECIFICATIONS/AMENITIES / SERVICES TO BE PROVIDED IN THE FLAT."

BUILDING : 6 - WING 'A'

UNIT TYPE : 2 BEDROOM UNIT & 3 BEDROOM TYPE 2

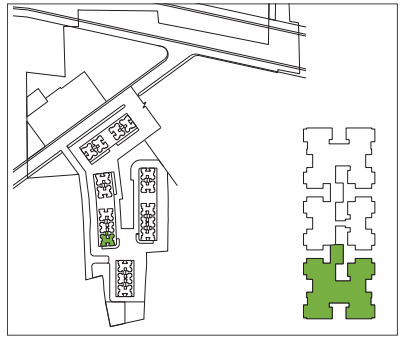
TYPICAL ODD (3,5,7,9,11,13TH)

GODREJ GREENS

UNDRI, PUNE



NOT TO SCALE
ALL DIMENSIONS ARE IN METERS



AREA CHART

Flat no.	AREAS AS PER RERA		
	Carpet Area Sq. Mt.	Exclusive Area Sq. Mt.	Flat Area Sq. Mt.
1	40.93	16.10	57.03
2	67.72	16.17	83.89
3	67.72	16.17	83.89
4	40.93	16.10	57.03

REFUGE FLOOR - 6TH, 11TH & 16TH FLOOR

1 Sq Mt = 10.764 Sq Ft
1 Mt = 3.281 Ft



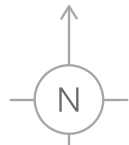
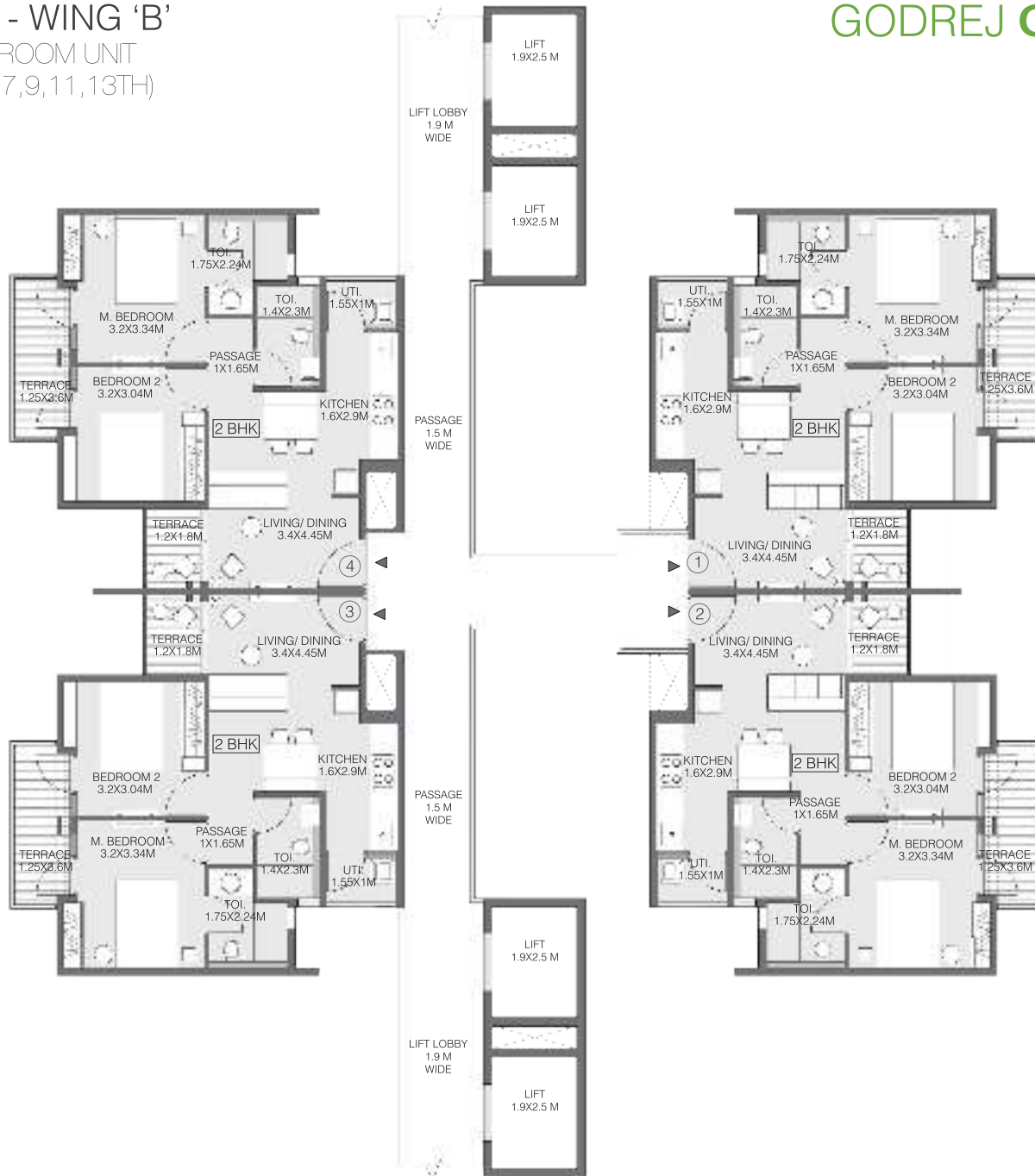
THE FURNITURE, ACCESSORIES, PAINTINGS, ITEMS, ELECTRONIC GOODS, ADDITIONAL FITTINGS/FIXTURES, DECORATIVE ITEMS, FALSE CEILING INCLUDING FINISHING MATERIALS, SPECIFICATIONS, SHADES, SIZES AND COLOUR OF THE TILES ETC. SHOWN IN THE IMAGE ARE ONLY INDICATIVE IN NATURE AND ARE ONLY FOR THE PURPOSE OF ILLUSTRATING/INDICATING A POSSIBLE LAYOUT AND DO NOT FORM PART OF THE STANDARD SPECIFICATIONS/AMENITIES / SERVICES TO BE PROVIDED IN THE FLAT.

BUILDING : 6 - WING 'B'

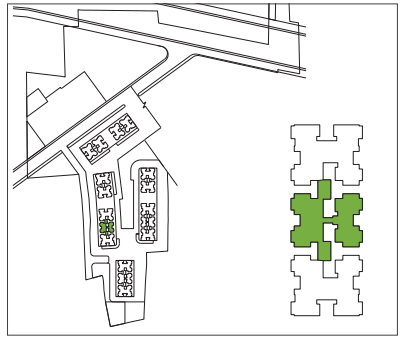
UNIT TYPE : 2 BEDROOM UNIT
TYPICAL ODD (3,5,7,9,11,13TH)

CITYSCAPE FACING

GARDEN FACING



NOT TO SCALE
ALL DIMENSIONS ARE IN METERS



AREA CHART

Flat no.	AREAS AS PER RERA		
	Carpet Area Sq. Mt.	Exclusive Area Sq. Mt.	Flat Area Sq. Mt.
1	46.34	10.70	57.04
2	46.34	10.70	57.04
3	46.34	10.70	57.04
4	46.34	10.70	57.04

REFUGE FLOOR - 6TH, 11TH & 16TH FLOOR

1 Sq Mt = 10.764 Sq Ft
1 Mt = 3.281 Ft

THE FURNITURE, ACCESSORIES, PAINTINGS, ITEMS, ELECTRONIC GOODS, ADDITIONAL FITTINGS/FIXTURES, DECORATIVE ITEMS, FALSE CEILING INCLUDING FINISHING MATERIALS, SPECIFICATIONS, SHADES, SIZES AND COLOUR OF THE TILES ETC. SHOWN IN THE IMAGE ARE ONLY INDICATIVE IN NATURE AND ARE ONLY FOR THE PURPOSE OF ILLUSTRATING/INDICATING A POSSIBLE LAYOUT AND DO NOT FORM PART OF THE STANDARD SPECIFICATIONS/AMENITIES / SERVICES TO BE PROVIDED IN THE FLAT.

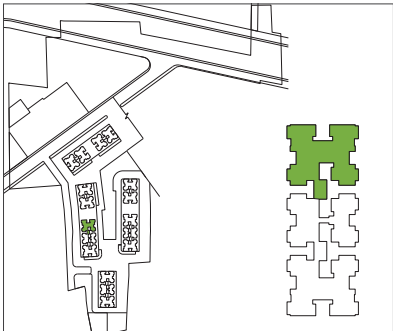
BUILDING : 6 - WING 'C'

UNIT TYPE : 2 BEDROOM UNIT & 3 BEDROOM TYPE 2
TYPICAL ODD (3,5,7,9,11,13TH)



AREA CHART

NOT TO SCALE
ALL DIMENSIONS ARE IN METERS



Flat no.	AREAS AS PER RERA		
	Carpet Area Sq. Mt.	Exclusive Area Sq. Mt.	Flat Area Sq. Mt.
1	67.62	16.17	83.79
2	40.93	16.10	57.03
3	40.93	16.10	57.03
4	67.62	16.17	83.79

REFUGE FLOOR - 6TH, 11TH & 16TH FLOOR

1 Sq Mt = 10.764 Sq Ft
1 Mt = 3.281 Ft

"THE FURNITURE, ACCESSORIES, PAINTINGS, ITEMS, ELECTRONIC GOODS, ADDITIONAL FITTINGS/FIXTURES, DECORATIVE ITEMS, FALSE CEILING INCLUDING FINISHING MATERIALS, SPECIFICATIONS, SHADES, SIZES AND COLOUR OF THE TILES ETC. SHOWN IN THE IMAGE ARE ONLY INDICATIVE IN NATURE AND ARE ONLY FOR THE PURPOSE OF ILLUSTRATING/INDICATING A POSSIBLE LAYOUT AND DO NOT FORM PART OF THE STANDARD SPECIFICATIONS/AMENITIES / SERVICES TO BE PROVIDED IN THE FLAT."